



No. PDMA (SINDH)/(SITREP)/2024/5654  
Period Covered: 01-07-2024 to 18-08-2024.

August 18<sup>th</sup>, 2024

## DAILY SITUATION REPORT

### Rainfall Recorded

(17-08-2024 08:00 AM to 18-08-2024 08:00 AM)

Sr	District	Taluka	Rain fall (mm)
1	Kashmore	Kashmore	20 mm
2	Jacobabad	Garhi Khairo	33 mm
		Jacobabad	104 mm
		Thul	74 mm
3	Shikarpur	Garhi Yasin	29 mm
		Khanpur	26 mm
		Lakhi	33 mm
4	Larkano	Shikarpur	41 mm
		Bakrani	34 mm
		Dokri	34 mm
		Larkana	51 mm
5	Kamber Shahdadkot	Ratodero	35 mm
		Kamber	62 mm
		Shahdadkot	40 mm
6	Sukkur	Warah	56 mm
		New Sukkur	174 mm
		Pano Aqil	111 mm
		Rohri	171 mm
		Salehpat	91 mm
7	Ghotki	Sukkur City	227 mm
		Ghotki	20 mm
8	Khairpur	Khangarah	45 mm
		Faiz Ganj	27 mm
		Khairpur	101 mm
		Kingri	101 mm
		Kot Diji	35 mm
		Nara	30 mm
		Sobhodero	43 mm
		Thari Mirwah	34 mm
9	Naushahro Feroze	Bhiria	42 mm
		Kandiaro	57 mm
		Mehrabpur	64 mm
		Moro	45 mm
10	Shaheed Benazirabad	Naushahro Feroze	69 mm
		Daur	25 mm
11	Sanghar	Sanghar	58 mm
		Sinjhero	37 mm
12	Mirpurkhas	Hussain Bux Mari	54 mm
		Mirpurkhas	54 mm
13	Dadu	Dadu	87 mm
		Johi	116 mm
		K. N. Shah	181 mm
		Mehar	133 mm
14	Jamshoro	Thano Bula Khan	33 mm
15	Matiari	Hala	24 mm
		Matiari	36 mm
16	Tando Allahyar	Tando Allahyar	24 mm

Source: CM Rainfall Portal.

Emergency No:

1736



Plot No. 26-C, Main Khayaban-e-Jami,  
DHA Phase-VII, Karachi.



021-99332742  
021-35381810



021-99332007



0335-5557362



www.pdma.gos.pk



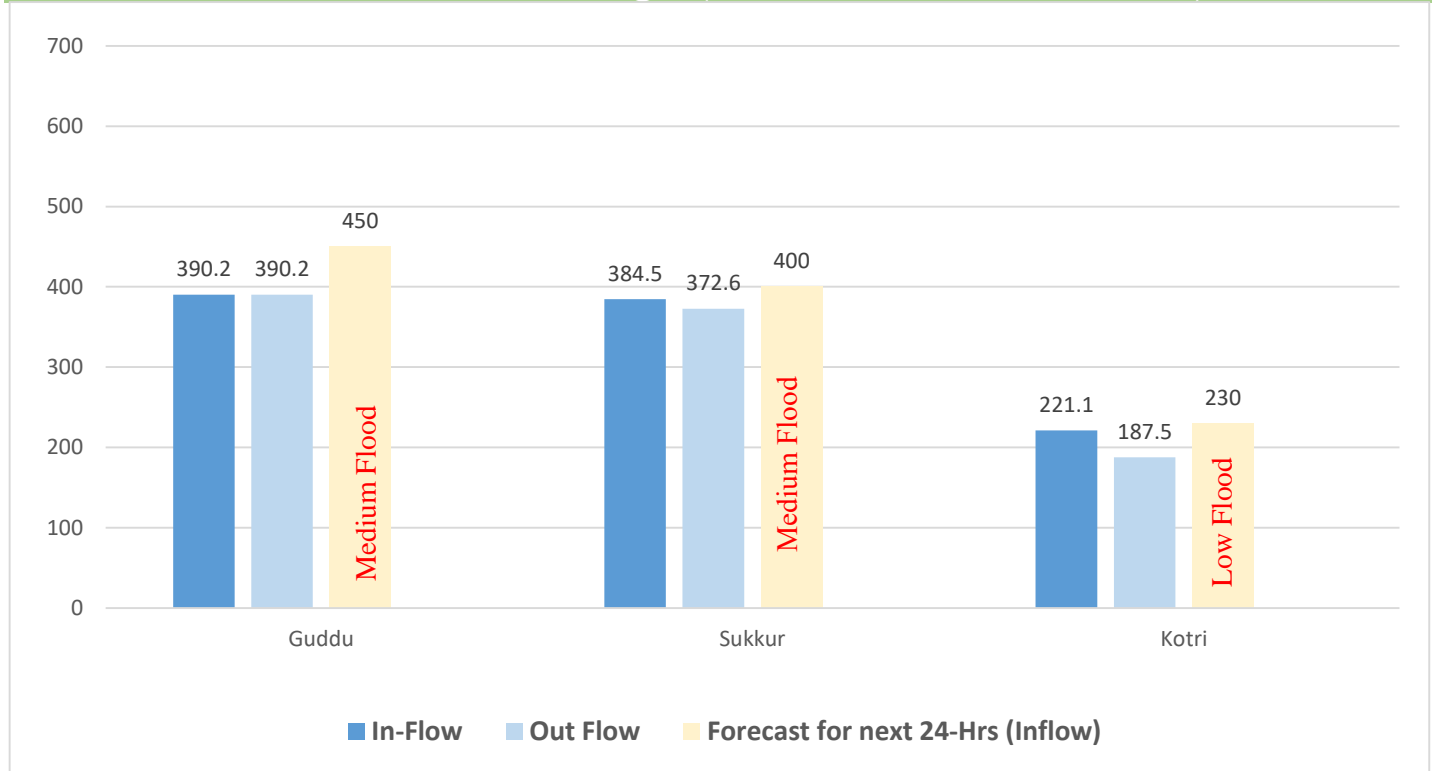
## Weather Update Dated: 18-08-2024

Pakistan Meteorological Department has informed that Strong Monsoon currents converging mostly over central-upper Sindh and east-northeast Balochistan. Under its influence:

- Wind-thunderstorm/rain with **few heavy/very heavy falls** likely in **Ghotki, Sukkur, Khairpur, Kashmore, Jacobabad, Shikarpur, Larkano, Kambar Shahdadt, Naushahro Feroze, Shaheed Benazirabad, Mirpurkhas, Umerkot, Sanghar, Jamshoro, and Dadu districts till tomorrow afternoon** with occasional gaps.
- Wind-thunderstorm/rain likely in **Matiari, Tharparker, Thatta, Badin, Hyderabad, Tando Muhammad Khan, Tando Allahyar, Sujawal districts, and Karachi division till today and tomorrow.**

Source: Pakistan Meteorological Department.

## River Indus Discharge (in Thousands of Cusecs)



Source: Pakistan Meteorological Department - Flood Forecasting Division (FFD) – Bulletin No. B-065/24 Dated:18<sup>th</sup> August, 2024 11:20 (PST).

## Causalities and Injuries (Last 24 hours)

S.no	District	Deaths				Remarks
		M	F	C	T	
1	Jacobabad*	2	-	-	2	Due to Wall and House Collapse
2	Kashmore*	-	-	1	1	Due to Roof Collapse
3	Larkana*	1	-	-	1	Due to House Collapse
4	Shikarpur*	1	-	-	1	Due to sky lightning
<b>Total</b>		4	-	1	5	

S.no	District	Injuries				Remarks
		M	F	C	T	
1	Jacobabad*	1	1	-	2	Due to House Collapse
2	Kashmore*	-	-	1	1	Due to Roof Collapse
3	Larkano*	1	-	1	2	Due to House Collapse
4	Sukkur*	13	5	3	21	-
5	Shikarpur*	3	-	-	3	Due to Roof Collapse
<b>Total</b>		18	6	5	29	

Emergency No:

1736



Plot No. 26-C, Main Khayaban-e-Jami,  
DHA Phase-VII, Karachi.



021-99332742  
021-35381810



021-99332007



0335-5557362



www.pdma.gos.pk



## Damage of Infrastructure & Private Properties (Last 24 hours) Houses Damaged and Livestock

S.no	District	House Damage			Livestock
		Partial	Full	Total	
1	Jacobabad*	71	7	78	-
2	Sukkur	40	8	48	5 Buffaloes died
<b>Total</b>		111	15	126	

## Roads, Bridges and other Infrastructure Damaged in (Last 24 hours)

S.no	District	Roads Tracks			Bridge				
		Length of road damaged	Nature/extent of damage (fully/ partially washed away / water over flow)	Traffic situation (Alternate route/diversion available)	Number of Bridges	Type of Bridge	Length of Bridge	Nature/ Extent of Damage Fully/ Partially washed	Traffic of situation (Alternate route/ diversion available)
Nil		-	-	-	-	-	-	-	-

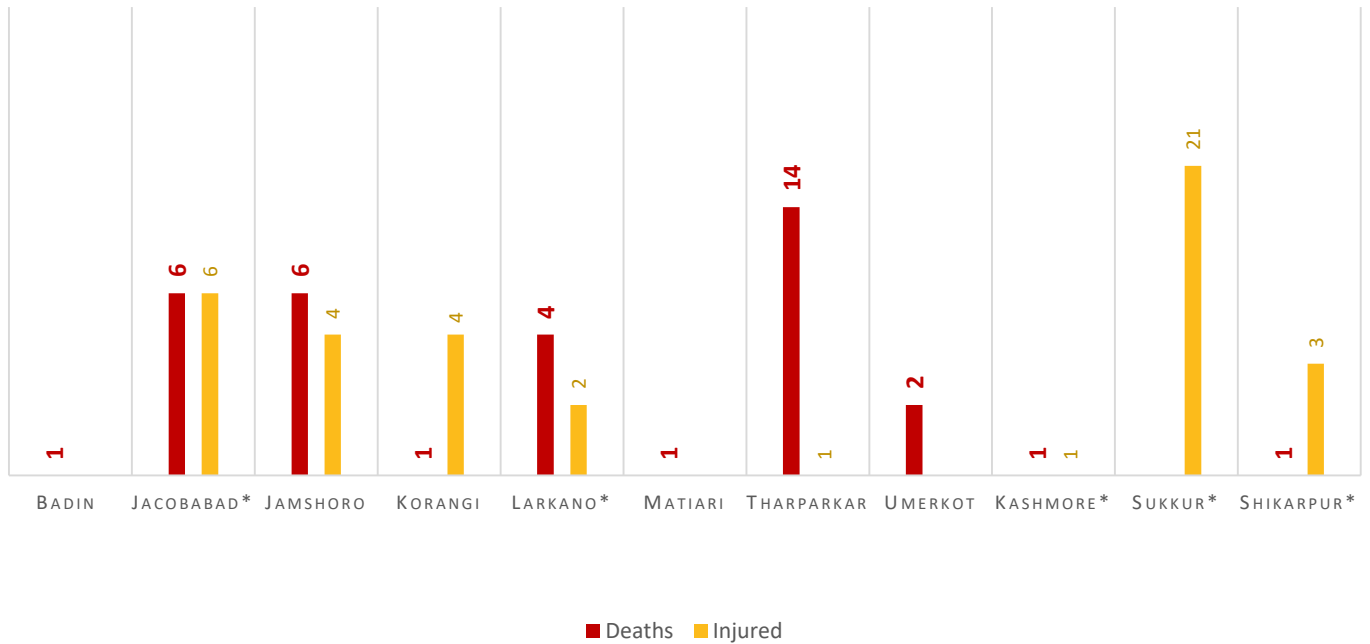
## Causes of Deaths

Sr. No	District	Number of Deaths	Causes of Deaths
1	Badin	1	Due to sky lightining
2	Jacobabad*	6	Due to house collapse
3	Jamshoro	6	4 deaths caused due to roof collapse
			2 death caused due to sky lightining
4	Korangi	1	Due to roof collapse
5	Larkano*	4	2 deaths caused due to falling of palm tree
			1 death caused due to Electric Shock
			1 death caused due to house collapse
6	Matiari	1	Due to wall collapse
7	Tharparkar	14	All deaths caused due to sky lightining
8	Umerkot	2	Both deaths casued due to sky lightining
9	Kashmore*	1	Due to roof collapse
10	Shikarpur*	1	Due to sky lightining

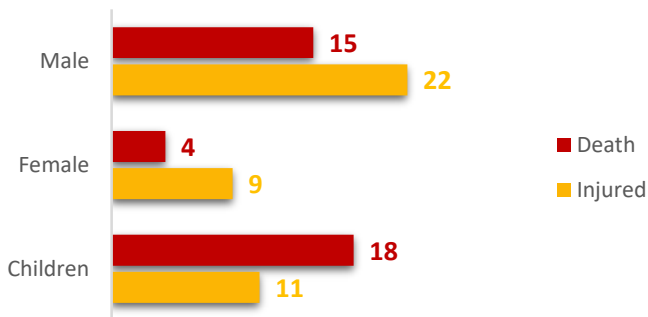


## Cumulative Casualties – Deaths / Injuries (21-06-2024 to 18-08-2024)

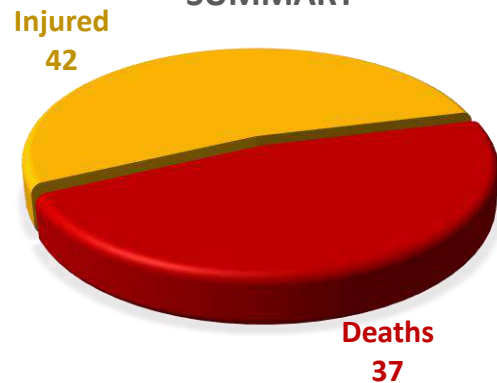
### DISTRICT-WISE DEATHS & INJURIES



### GENDER-WISE DISTRIBUTION



### SUMMARY



Deaths & Injuries Data Source: Concerned Deputy Commissioners.

## Cumulative Damages of Infrastructure & Private Properties (from 30-06-2024 to 18-08-2024)

S.no	District	Roads (Km)	Bridges	Houses			Livestock		
				Partial	Full	Total	Goats	Sheeps	Cow/Buffalo
1	Jamshoro	-	-	-	22	22	10	6	-
2	Umerkot	-	-	-	-	-	20	-	-
3	Jacobabad*	-	-	279	170	449	-	-	-
4	Sanghar	-	-	314	42	356	-	-	-
5	Korangi	-	-	1	-	1	-	-	-
6	Larkano*	-	-	-	-	-	-	-	2
7	Sukkur*	-	-	40	8	48	-	-	5
<b>Total</b>		-	-	<b>634</b>	<b>242</b>	<b>876</b>	<b>36</b>		<b>7</b>



## Flood Relief Activities Relief Camps Established (Last 24 hours)

Sr.No	District	No of Household Affected	Displaced Persons (DPs)				Relief Camps Establishment	Persons in Relief Camps				Crop Area Damaged (Acres)
			Male	Female	Children	Total		Male	Female	Children	Total	
-	Nil	-	-	-	-	-	-	-	-	-	-	-

## Rescue & Relief Operations by DDMA(s)

Sr. No.	District	Taluka	Rain (mm)	De-watering Activities (Status)	People Rescued
	Nil	-	-	-	-

**Employment of Boats: NTR**

**Employment of Aviation Assets: NTR**

## Relief items / machinery / equipment dispatched in Last 24 hours by PDMA Sindh

Sr. No.	District	Item description	Quantity
1	Sukkur	De-watering Pump 40 Hp Truck Mounted	6
		De-watering Pump 30 Hp Ground Standing	1
2	Khairpur	De-watering Pump 8 Hp Ground Standing	1
		De-watering Pump 16 Hp Ground Standing	1
		De-watering Pump 24 Hp Ground Standing	4
3	Kamber Shahdadkot	De-watering Pump 40 Hp Truck Mounted	2
4	Larkano	De-watering Pump 40 Hp Truck Mounted	4
		De-watering Pump 16 Hp Ground Standing	1
		De-watering Pump 8 Hp Ground Standing	3
5	Dadu	De-watering Pump 40 - 50 Hp Truck Mounted	3

## Relief Camps Established by DDMAs/Deputy Commissioner

Sr.No	District	No of Household Affected	Displaced Persons (DPs)				Relief Camps Establishment	Persons in Relief Camps				Crop Area Damaged (Acres)
			Male	Female	Children	Total		Male	Female	Children	Total	
1	Sanghar	1,197	2,186	2,471	4,867	9,524	1	429	571	1,627	2,627	14,870

## Cumulative State of Relief Camps (from 30-06-2024 to 18-08-2024)

Sr. No.	District	No. Medical Camps	No. of Persons Treated	No. of Relief Camps	Cooked Food
1	Sanghar	1	-	1	-

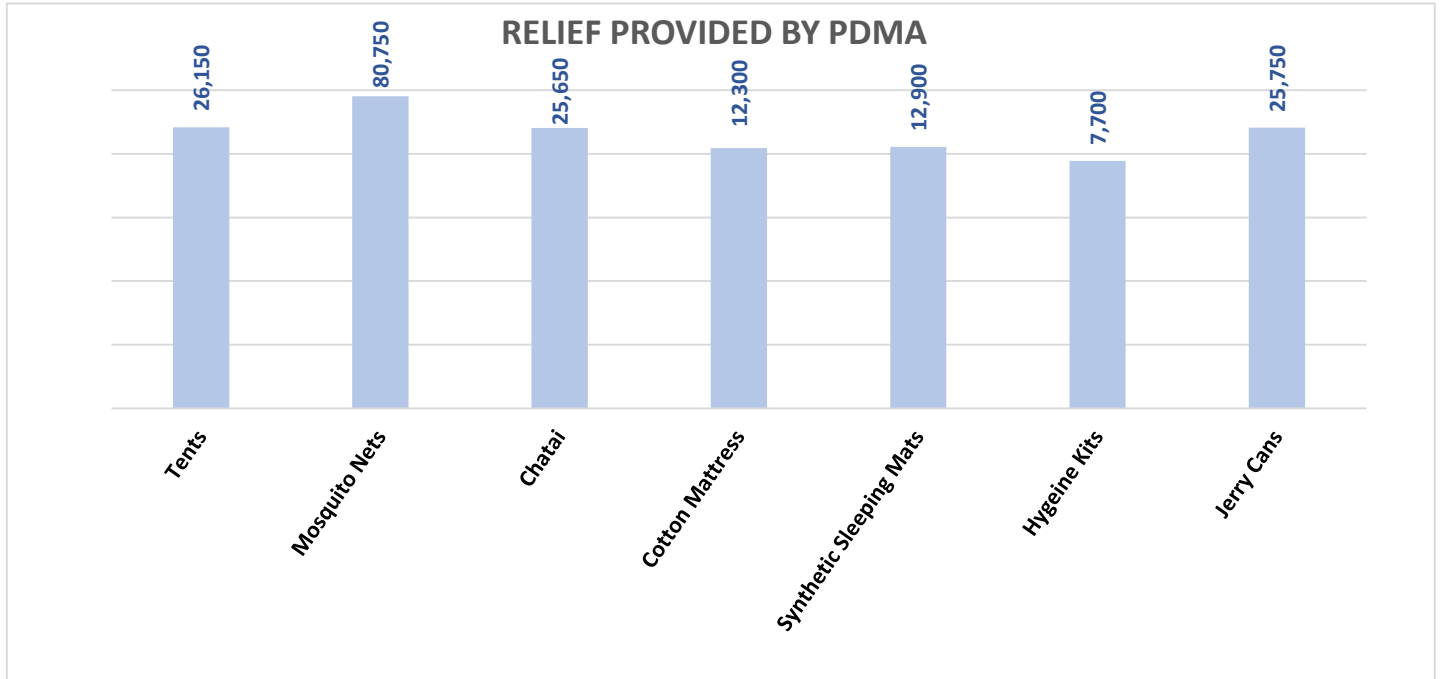




## Cumulative State of Rescue Operations by PDMA & DDMA (30-06-2024 to 18-08-2024)

Sr. No.	District	No. Person Transported	No. of Persons Evacuated / Rescued	No. of Animal Transported
-	Nil	-	-	-

## Cumulative Relief Provided by PDMA Sindh



Sd/-  
**INCHARGE PEOC**  
**PDMA SINDH**





GOVERNMENT OF SINDH  
REHABILITATION DEPARTMENT  
PROVINCIAL DISASTER MANAGEMENT AUTHORITY  
REHABILITATION DEPARTMENT



RELIEF PROVIDED DURING MONSOON RAINS 2024

Division	Karachi							Hyderabad							Larkano					Sukkur			Shaheed Benazirabad				Mirpurkhas			Grand Total	
	Karachi West	Karachi East	Karachi Central	Karachi South	Malir	Korangi	Keemari	Hyderabad	Matiari	Jamshoro	Dadu	Badin	Thatta	Sujawal	T.M.Khan	T. Allahyar	Shikarpur	Larkano	Kamber Shahdadkot	Jacobabad	Kashmore	Sukkur	Ghotel	Khairpur	Sanghar	SBA	N. Feroz	Tharpakar	Mirpurkhas		Unserkot
Relief Provided by PDMA																															
Tent	-	-	-	-	-	-	-	250	600	2,500	2,250	3,500	4,000	2,500	600	200	400	400	200	400	2,000	1,000	600	2,500	200	1,000	600	250	200	-	26,150
Mosquito Nets	-	-	-	-	-	-	-	750	1,800	7,500	6,750	10,500	12,000	7,500	1,800	400	1,200	400	400	1,500	6,000	3,000	1,800	7,500	400	5,800	1,800	750	400	-	80,750
Chatal	-	-	-	-	-	-	-	250	600	2,500	2,250	3,500	4,000	2,500	600	200	400	400	200	300	2,000	1,000	600	2,500	200	600	600	250	200	-	25,650
Cotton Mattress	-	-	-	-	-	-	-	100	300	1,250	1,000	1,500	2,000	1,250	300	100	200	200	100	50	1,000	500	300	1,250	100	300	300	100	100	-	12,300
Symthetic Sleeping Mats	-	-	-	-	-	-	-	150	300	1,250	1,250	1,500	2,000	1,250	300	100	200	200	100	300	1,000	500	300	1,250	100	300	300	150	100	-	12,900
Hygiene Kits	-	-	-	-	-	-	-	100	200	700	700	1,000	1,100	700	200	50	100	100	50	300	600	300	200	700	50	200	200	100	50	-	7,700
Jerry Can	-	-	-	-	-	-	-	250	600	2,500	2,250	3,500	4,000	2,500	600	200	400	400	200	400	2,000	1,000	600	2,500	200	600	600	250	200	-	25,750
Generator 100 kva	-	-	-	-	-	-	-	-	-	-	-	-	-	-	-	-	-	-	-	-	-	-	-	-	-	1	-	-	-	-	1
Generator 35 kva	-	-	-	-	-	-	-	-	-	-	-	-	-	-	-	-	-	-	-	-	-	-	-	-	-	2	-	-	-	-	2
De-wataering Pump 40-50 hp Truck Mounted	-	-	-	-	-	-	-	4	-	2	3	-	-	-	-	-	-	-	-	-	-	-	-	-	-	-	-	-	-	9	
De-wataering Pump 30 hp	-	-	-	-	-	-	-	3	3	-	-	-	-	-	-	-	-	-	-	-	-	1	-	-	-	-	-	-	-	7	
De-wataering Pump 16 hp	-	-	-	-	-	-	-	3	4	-	-	-	-	-	-	-	1	1	2	-	-	2	-	1	-	-	-	-	2	16	
De-wataering Pump 40 hp Truck Mounted	-	-	-	-	-	1	-	-	-	-	-	-	-	-	-	-	1	4	2	-	4	13	-	-	-	-	-	-	-	25	
De-wataering Pump 90 hp Truck Mounted	1	1	2	4	1	-	-	-	-	-	-	-	-	-	-	-	-	-	-	-	-	-	-	-	-	-	-	-	-	9	
De-wataering Pump 32 hp	-	-	-	-	-	-	-	-	-	-	-	-	-	-	-	-	-	-	-	3	-	-	-	-	-	-	-	-	-	3	
De-wataering Pump 38 hp	-	-	-	-	-	-	-	-	-	-	-	-	-	-	-	-	1	-	-	-	-	1	-	-	-	-	-	-	-	6	
De-wataering Pump 24 hp	-	-	-	-	-	-	-	-	-	-	-	-	-	-	-	-	-	-	-	-	-	6	-	4	-	10	-	-	-	20	
De-wataering Pump Jhatta	-	-	-	-	-	-	-	-	-	-	-	-	-	-	-	-	-	-	-	-	-	10	4	-	4	-	-	-	-	18	
De-wataering Pump 08 hp	-	-	-	-	-	-	-	-	-	-	-	-	-	-	-	-	-	3	-	-	-	-	-	1	-	-	-	-	-	4	